

APAC Economic Comment

Malaysia: Out of the frying pan, into the fire

Economics

Malaysia

Fiscal dependence on oil: foible or fatality?

Back in October 2014, with oil prices at a buoyant \$95 per barrel, the Malaysian government announced their budget for 2015 – 26% of which was supposed to be funded by petrol and oil related revenues (see figure 11). These revenues are now at risk: with oil prices possibly still in freefall the fallout for the Malaysian government looks difficult in 2015, but dangerous in 2016.

Difficulties in the short-run...

We discussed the impact of lower oil on the Malaysian economy in our note [Malaysia: oil prices – adding fuel to the fire \(December 2014\)](#). An unhealthy mix of lower oil income and a maturing credit cycle should induce lower investment, a shrinking current account surplus, and slowing domestic demand. Our 2015 real GDP growth forecast is just 4.5%. One potential issue we weren't overly concerned about with oil at \$75 was the fiscal position. Any dent in revenue was, more or less, made up for by windfall savings from scrapping fuel subsidies. With oil having fallen further, this is no longer the case. We calculate that if oil prices are sustained at 175 ringgit pb in 2015 (roughly \$50 pb), the Malaysian fiscal deficit would rise to 4.4% of GDP (figure 7). That's bad – but not as bad as it could be. As well as the scrapping of fuel subsidies to minimise losses there is another buffer. The Petronas dividend, penned as 29bn MYR in 2014, is paid in arrears. The effect of a lower 2015 dividend won't occur in 2015, but in 2016.

...but danger lies ahead

Ordinarily the dividend from Petronas is notionally "fixed". For the last 5 years the dividend has fluctuated between 30bn and 27bn MYR in spite of significant oil price volatility. This may no longer be the case. Petronas have advised that, with oil at \$75 per barrel, the dividend would be cut to 17bn MYR in 2015 from 29bn MYR in 2014. Extrapolating this down to \$50 per barrel leaves a payout of just 6bn MYR – if oil stays low in 2016 the combination of this loss with ongoing royalty and income tax losses, would stretch the deficit to a gaping 5.9% of GDP in 2016E, or 74bn MYR (figure 2, 9).

What can be done if oil stays low?

It is UBS's view that oil prices average \$70 per barrel in 2015, but, if prices undershoot, letting the fiscal deficit balloon long term is not an option. A tempting solution would be for Petronas not to inflict further cuts to the dividend (see figure 10), which could be achieved through raising leverage or cutting capex. Foisting debt on Petronas instead of the government won't fool anyone – including the ratings agencies, two of which have Malaysia on negative watch. Cutting capex is an option for Petronas, but will damage growth – either way this will only recover 10bn of the 30bn MYR or so that would be needed to bring the deficit back in the realm of 3%. Thus Malaysia may face a political problem: where can it increase taxes or cut spending if oil does not recover? Looking at Malaysia's ASEAN contemporaries (figure 3,11) the share of revenue collected through indirect taxes is small, in particular from GST taxes. Due in April, the introductory GST rate of 6% is the regional low. Malaysia could raise roughly 4bn MYR per percentage point increase, but, unfortunately, doing so would be very unpopular. Elsewhere, development spending (42bn MYR in 2013), which includes spending on education and transport, tends to lag oil and gas revenues (figure 5). It is discretionary by definition, unlike operating expenditure on salaries and pensions, and can more easily be cut.

No easy way out

However the shortcoming is made up it is unlikely to be good for growth. If things did not look pretty for Malaysia with oil at \$70 a barrel, they look downright ugly now. The lower the oil price sinks, the greater the risks to growth and the currency. Expect the ringgit to keep shadowing movements in the oil price (figure 1).

Edward Teather

Economist

edward.teather@ubs.com

+65-6495 5965

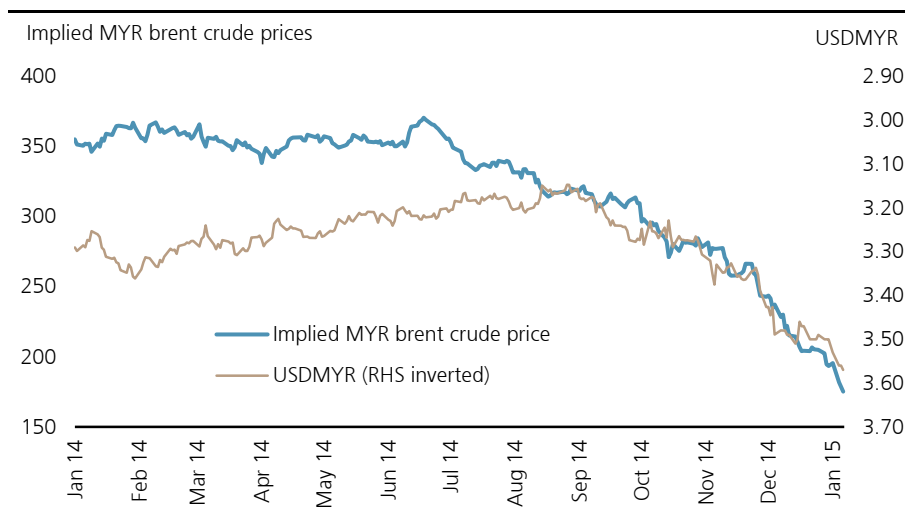
Alice Fulwood

Associate Economist

alice.fulwood@ubs.com

+65-6495 3085

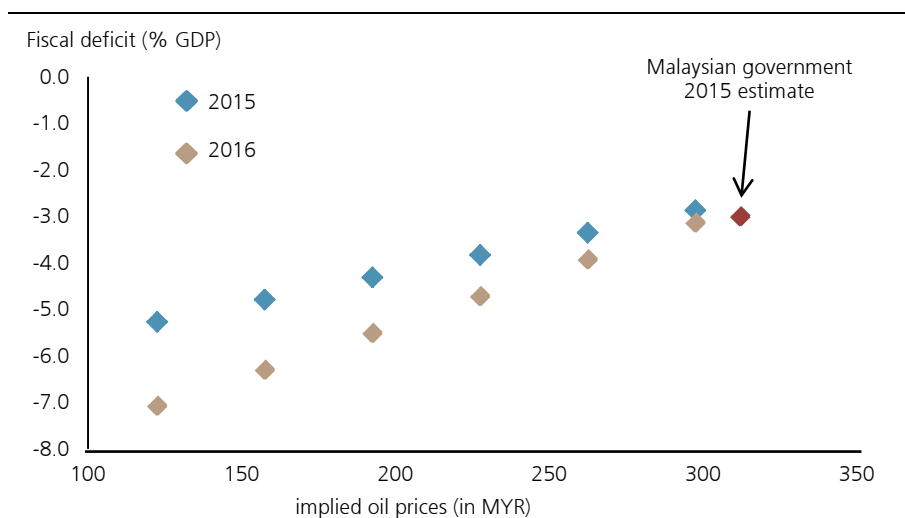
Figure 1: The ringgit has followed oil prices (in ringgit terms) since September



Source: UBS, Haver, CEIC

The ringgit has been held hostage by oil prices since August. We should expect this to continue: the implications of weak oil prices for investment, consumption, the current account, and the fiscal deficit are not encouraging.

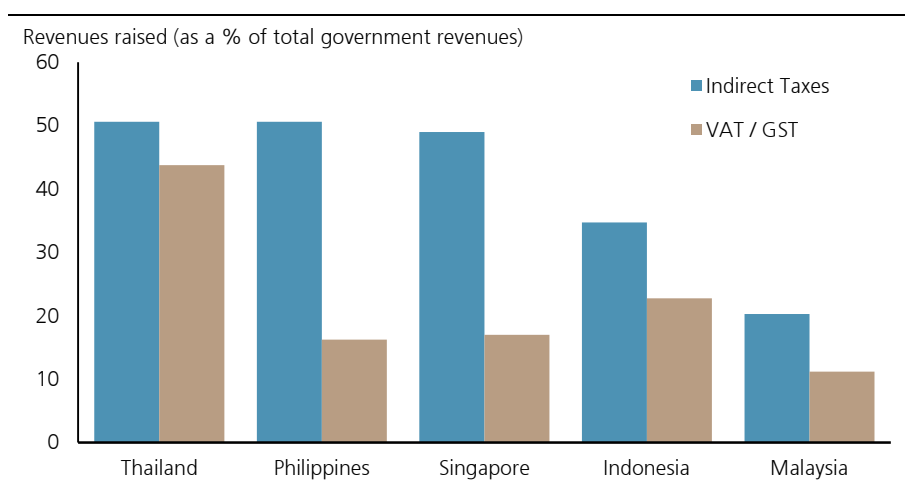
Figure 2: The deficit has some cushioning in 2015, but is at greater risk in 2016



Source: UBS, Haver, World Bank, Petronas annual report. USDMYR assumed at 3.50 (apart from the government budget estimate, which uses 3.2850). For notes on calculation of scenario analysis please see figure 5.

The deficit should deteriorate, all else equal, if oil prices remain low in 2015. Further deterioration in 2016 will follow if the Petronas dividend is cut (see figures 8, 9).

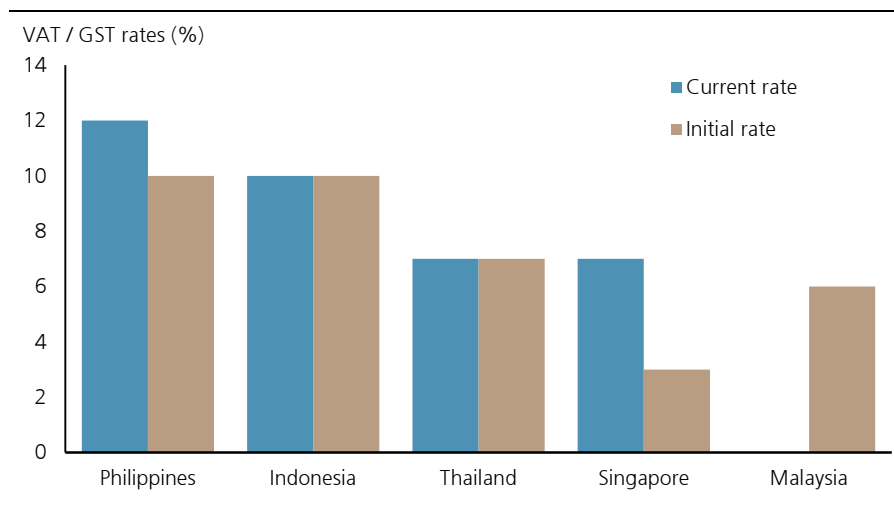
Figure 3: Relative to the ASEAN-5 Malaysia raises far less revenues via GST



Source: UBS, Haver, CEIC, Ministry of Finance Republic Indonesia, Ministry of Finance Malaysia, Republic of the Philippines Department of Budget and Management, Ministry of Finance Singapore, Thailand Bureau of the Budget

Malaysia raises far less of its revenues from indirect taxes, in particular the GST, than do the rest of ASEAN. This could be a source of additional financing.

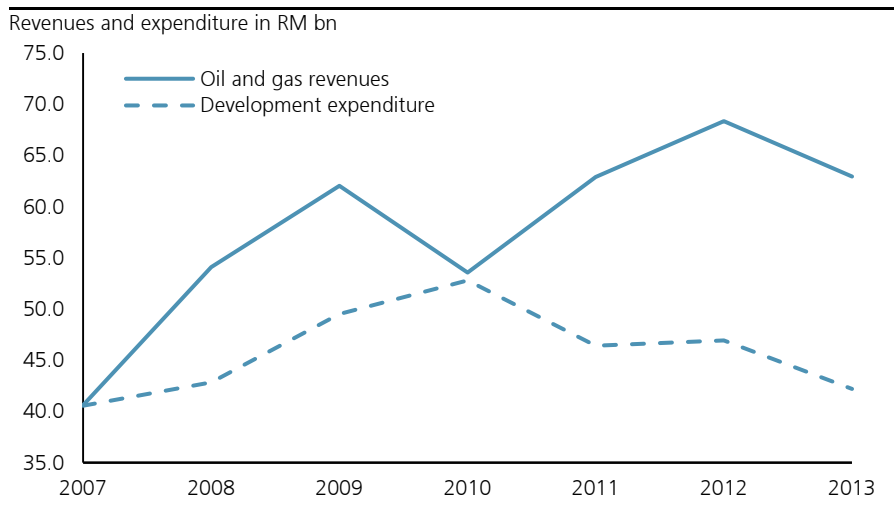
Figure 4: GST rates are higher across ASEAN, there is scope to increase



Source: UBS, Haver, CEIC, Ministry of Finance Republic Indonesia, Ministry of Finance Malaysia, Republic of the Philippines Department of Budget and Management, Ministry of Finance Singapore, Thailand Bureau of the Budget

Malaysia's GST, when introduced in April, will be one of the lowest across the ASEAN-5. Raising this rate could provide an extra 4bn MYR of funding per percentage point increase, though this maybe be politically difficult.

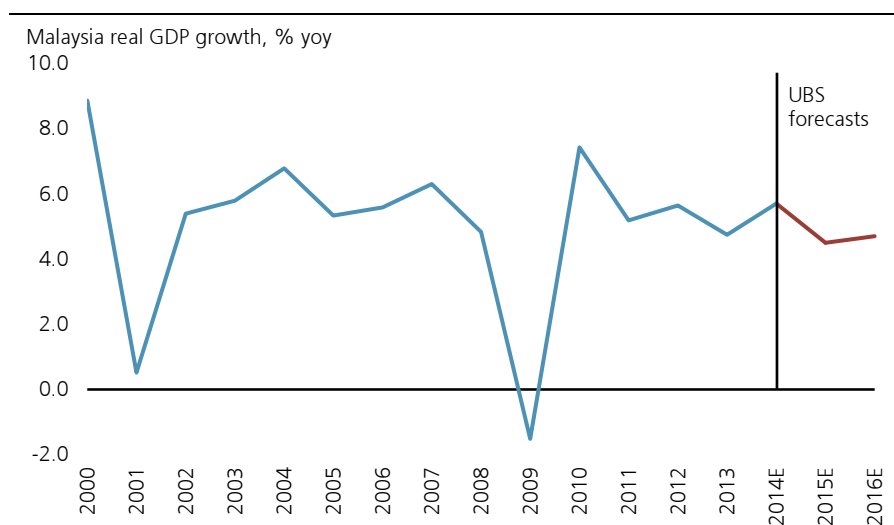
Figure 5: Development expenditure tends to lag oil and gas revenues



Source: UBS, Haver, Petronas annual reports

Federal government development expenditure, which includes spending on education, transport, and trade, will likely have to be cut in the face of lower oil and gas revenues.

Figure 6: We forecast a slowdown in real GDP growth in 2015



Source: UBS estimates, Haver, CEIC

We are forecasting a slowdown in real GDP growth to 4.5% in 2015E, and 4.7% in 2016E. If oil prices stay low growth may disappoint, which would put even further pressure on the deficit.

Figure 7: Current account and fiscal balance under different oil scenarios

% GDP	Oil price (USD/barrel)					
	80	70	60	50	40	30
2015 current account	4.2	3.4	2.6	1.7	0.9	0.0
2015 fiscal balance	-2.9	-3.4	-3.9	-4.4	-4.9	-5.3

Source: UBS, CEIC, Haver

Figure 8: Simulation of fiscal impact in 2015 of lower oil

RM bn unless otherwise stated

	2013	2014 Budget	2015 Budget	2015E	2015E	2015E	2015E	2015E	2015E
Fuel subsidies	26.5	23.2	19.0	8.0	8.0	8.0	8.0	8.0	8.0
<i>of which: Cash assistance</i>	<i>3.0</i>	<i>3.6</i>	<i>5.0</i>	<i>5.0</i>	<i>5.0</i>	<i>5.0</i>	<i>5.0</i>	<i>5.0</i>	<i>5.0</i>
<i>of which: LPG & diesel for public transport</i>		<i>3.0</i>	<i>3.0</i>	<i>3.0</i>	<i>3.0</i>	<i>3.0</i>	<i>3.0</i>	<i>3.0</i>	<i>3.0</i>
<i>of which: Petroleum & diesel subsidies</i>		<i>16.6</i>	<i>11.0</i>	<i>0.0</i>	<i>0.0</i>	<i>0.0</i>	<i>0.0</i>	<i>0.0</i>	<i>0.0</i>
Oil revenues	63.9	66.0	64.4	60.6	55.0	49.4	43.8	38.2	32.6
<i>of which: Petronas dividend*(cash basis)</i>	<i>28.0</i>	<i>27.0</i>	<i>29.0</i>	<i>29.0</i>	<i>29.0</i>	<i>29.0</i>	<i>29.0</i>	<i>29.0</i>	<i>29.0</i>
<i>of which: Income taxes & royalties</i>	<i>35.9</i>	<i>39.0</i>	<i>35.4</i>	<i>31.6</i>	<i>26.0</i>	<i>20.4</i>	<i>14.8</i>	<i>9.2</i>	<i>3.6</i>
Oil price assumption (MYR/bbl)	343	344	312	298	263	228	193	158	123
Oil price assumption (USD/bbl)**	109	105	95	85	75	65	55	45	35
Net gain (loss) vs. 2015 budget	N/A	N/A	N/A	7.2	1.6	-4.0	-9.6	-15.2	-20.8
Net gain (loss) vs. 2013	N/A	5.4	8.0	15.2	9.6	4.0	-1.6	-7.2	-12.8
Fiscal deficit	-38.4	-39.1	-38.7	-31.5	-37.1	-42.7	-48.3	-53.9	-59.5
Deficit (% GDP)	-3.9	-3.5	-3.0	-2.7	-3.2	-3.7	-4.1	-4.6	-5.1

Source: UBS estimates, Haver, CEIC, World Bank, Petronas annual report

Notes: *The dividend earned in 2014 is paid in 2015. ** USDMYR: 2013: 3.155 / 2014 budget: 3.275 / 2015 budget: 3.285 / 2015/2016: 3.5. *** 2015 budget deficit number (% GDP) is the government forecast whereas for 2015E we use UBS forecasts for nominal GDP therefore these numbers are not directly comparable as a % of GDP.

Growth is likely to slowdown in 2015 through a number of channels if oil prices stay weak, or get weaker. A reduced current account surplus as well as through weaker investment and potential government cut backs may hurt growth.

Given changes to subsidy policy the fiscal impact is muted above \$75 per barrel. We foresee losses to the government through royalty and income tax channels in 2015 if oil prices remain lower than \$75.

Figure 9: Simulation of fiscal impact in 2016 of lower oil, falling dividend

RM bn unless
otherwise stated

	2013	2014 Budget	2016E	2016E	2016E	2016E	2016E	2016E
Fuel subsidies	28.9	23.2	8.0	8.0	8.0	8.0	8.0	8.0
<i>of which: Cash assistance</i>	3.0	3.6	5.0	5.0	5.0	5.0	5.0	5.0
<i>of which: LPG & diesel for public transport</i>		3.0	3.0	3.0	3.0	3.0	3.0	3.0
<i>of which: Petroleum & diesel subsidies</i>	23.5	16.6	0.0	0.0	0.0	0.0	0.0	0.0
Oil revenues	63.9	66.0	52.9	43.0	33.1	23.2	13.3	3.6
<i>of which: Petronas dividend*(cash basis)</i>	28.0	27.0	21.3	17.0	12.7	8.4	4.1	0.0
<i>of which: Income taxes & royalties</i>	35.9	39.0	31.6	26.0	20.4	14.8	9.2	3.6
Oil price assumption 2015/16 (MYR/bbl)	343	344	298	263	228	193	158	123
Oil price assumption (USD/bbl)**	109	105	85	75	65	55	45	35
Net gain (loss) vs. 2015E with oil constant	N/A	5.4	-7.7	-12.0	-16.3	-20.6	-24.9	-29.0
Fiscal deficit	-38.4	-39.1	-39.2	-49.1	-59.0	-68.9	-78.8	-88.5
Deficit (% GDP)	-3.9	-3.5	-3.1	-3.9	-4.7	-5.5	-6.3	-7.1

Source: UBS estimates, Haver, World Bank, Petronas annual report

Notes: *The dividend earned in 2015 is paid in 2016. ** USDMYR: 2013: 3.155 / 2014 budget: 3.275 / 2015/2016: 3.5

In 2016, if oil prices remain low the Malaysian government will continue to lose out on income tax and royalties but will also lose some revenues from the Petronas dividend. This scenario looks at what would happen if the dividend fell pro-rata with the oil price.

Figure 10: Simulation of fiscal impact in 2016 of oil prices, sustained dividend

RM bn unless
otherwise stated

	2013	2014 Budget	2016E	2016E	2016E	2016E	2016E	2016E
Fuel subsidies	28.9	23.2	8.0	8.0	8.0	8.0	8.0	8.0
<i>of which: Cash assistance</i>	3.0	3.6	5.0	5.0	5.0	5.0	5.0	5.0
<i>of which: LPG & diesel for public transport</i>		3.0	3.0	3.0	3.0	3.0	3.0	3.0
<i>of which: Petroleum & diesel subsidies</i>	23.5	16.6	0.0	0.0	0.0	0.0	0.0	0.0
Oil revenues	63.9	66.0	58.6	43.0	37.4	31.8	26.2	20.6
<i>of which: Petronas dividend**(cash basis)</i>	28.0	3.0	27.0	17.0	17.0	17.0	17.0	17.0
<i>of which: Income taxes & royalties</i>	0.0	16.6	31.6	26.0	20.4	14.8	9.2	3.6
Oil price assumption 2015/16 (MYR/bbl)	343	344	298	263	228	193	158	123
Oil price assumption (USD/bbl)**	109	105	85	75	65	55	45	35
Net gain (loss) vs. 2015E with oil constant	N/A	-57.0	-2.0	-12.0	-12.0	-12.0	-12.0	-12.0
Fiscal deficit	-38.4	-39.1	-33.5	-49.1	-54.7	-60.3	-65.9	-71.5
Deficit (% GDP)	-3.9	-3.5	-2.7	-3.9	-4.4	-4.8	-5.3	-5.7

Source: UBS estimates, Haver, World Bank, Petronas annual report

Notes: *The dividend earned in 2015 is paid in 2016. ** USDMYR: 2013: 3.155 / 2014 budget: 3.275 / 2015/2016: 3.5

In 2016, if oil prices remain low, the Malaysian government will continue to lose out on income tax and royalties but will also lose some revenues from the Petronas dividend. This scenario looks at what would happen if the dividend fell no further than level Petronas have stated it will fall to with oil at \$75 pb. If oil is lower Petronas would have to cut capex more aggressively, hurting growth.

Figure 11: How governments across ASEAN generate revenues

	Budget revenues by source (% of total government revenue)				
	Indonesia	Malaysia	Philippines	Singapore*	Thailand
Direct Taxes	31.3	57.7	42.5	45.0	40.4
Personal income tax		11.3		13.0	10.8
Corporate income tax	26.2	30.9	42.3	24.0	25.6
Petroleum	5.1	10.9	-	-	4.0
Others	N/A	4.6	0.3	8.0	0.0
Indirect Taxes	34.7	20.3	50.6	49.0	50.6
VAT / GST	22.7	11.2	16.2	17.0	43.8
<i>of which Petroleum related</i>	-	-	-	-	4.5
Excise taxes	6.4	5.8	6.0	4.0	2.3
Customs taxes	3.4	2.1	20.2	0.0	4.4
<i>of which Petroleum related</i>	-	0.9	-	0.0	0.0
Other	2.2	1.2	8.2	28.0	0.1
Total tax revenues	66.0	78.0	93.2	94.0	91.0
Non-tax Revenues	34.1	22.0	6.8	5.5	9.0
<i>of which Petroleum related**</i>	14.4	14.3	-	-	1.9
Total petroleum related revenues	19.5	26.0	N/A	0.0	5.9
Government revenues as % GDP	18.1	20.2	16.5	15.0	20.6

The energy importing countries (the Philippines, Singapore, and Thailand) generate revenues fairly equally between direct and indirect taxes – Indonesia and Malaysia stand apart as raising comparatively little through indirect methods. GST is one area in which it would be sensible (economically, but maybe not politically) for Malaysia to increase tax collections.

Source: UBS estimates, Haver, CEIC, IMF, Ministry of Finance Republic Indonesia, Ministry of Finance Malaysia, Republic of the Philippines Department of Budget and Management, Ministry of Finance Singapore, Thailand Bureau of the Budget

Notes: Percentages may not exactly add up due to rounding. In Malaysia, the Philippines, and Singapore 2015 forecast budget revenue data is used. In Indonesia 2012 and 2014 IMF information is used. In Thailand 2012 government data is used. *NIRC further supplements Singapore's revenues by around 2% of GDP every year.

**for Malaysia the Petroleum related non-tax revenues are those earned in 2014. They comprise of the Petronas dividend (27bn MYR) and the Petroleum royalty (6.5bn MYR)

Required Disclosures

This report has been prepared by UBS Securities Pte. Ltd., an affiliate of UBS AG. UBS AG, its subsidiaries, branches and affiliates are referred to herein as UBS.

For information on the ways in which UBS manages conflicts and maintains independence of its research product; historical performance information; and certain additional disclosures concerning UBS research recommendations, please visit www.ubs.com/disclosures. The figures contained in performance charts refer to the past; past performance is not a reliable indicator of future results. Additional information will be made available upon request. UBS Securities Co. Limited is licensed to conduct securities investment consultancy businesses by the China Securities Regulatory Commission.

Analyst Certification: Each research analyst primarily responsible for the content of this research report, in whole or in part, certifies that with respect to each security or issuer that the analyst covered in this report: (1) all of the views expressed accurately reflect his or her personal views about those securities or issuers and were prepared in an independent manner, including with respect to UBS, and (2) no part of his or her compensation was, is, or will be, directly or indirectly, related to the specific recommendations or views expressed by that research analyst in the research report.

UBS Global Credit Strategy and Research: Rating Definitions

UBS ranks potential investment opportunities within non-government fixed income markets and sectors. Issuers are rated on one or both criteria shown below, and specific securities may be recommended as well.

	UBS Terminology	Time Horizon	Definition
Issuer Ratings			
Credit Rating	AAA, AA, A, BBB, BB, B, CCC, CC, C (+/-)	Up to 12 months	UBS' assessment of a company's creditworthiness
Outlook	Positive; Stable; Negative	Up to 6 months	UBS' expected trend in a company's creditworthiness
Security Recommendations			
Bond Recommendation	Outperform; Marketperform; Underperform	Up to 3 months	A corporate bond's expected relative performance versus a defined reference
CDS Recommendation	Buy Protection; Sell Protection	Up to 3 months	Recommendation to hedge a company's creditworthiness

Note: Recommendations for periods under 3 months are defined as 'Tactical', as in Tactical Outperform or Tactical Underperform. The UBS credit rating may be modified by the addition of a plus (+) or minus (-) sign where applicable to show relative standing within the major categories.

Source: UBS

Company Disclosures

Issuer Name	Credit Rating	Outlook
Malaysia	-	-

Source: UBS. Ratings in this table are the most current published ratings prior to this report.

Global Disclaimer

This document has been prepared by UBS Securities Pte. Ltd., an affiliate of UBS AG. UBS AG, its subsidiaries, branches and affiliates are referred to herein as UBS.

This document is for distribution only as may be permitted by law. It is not directed to, or intended for distribution to or use by, any person or entity who is a citizen or resident of or located in any locality, state, country or other jurisdiction where such distribution, publication, availability or use would be contrary to law or regulation or would subject UBS to any registration or licensing requirement within such jurisdiction. It is published solely for information purposes; it is not an advertisement nor is it a solicitation or an offer to buy or sell any financial instruments or to participate in any particular trading strategy. No representation or warranty, either express or implied, is provided in relation to the accuracy, completeness or reliability of the information contained in this document ('the Information'), except with respect to Information concerning UBS. The Information is not intended to be a complete statement or summary of the securities, markets or developments referred to in the document. UBS does not undertake to update or keep current the Information. Any opinions expressed in this document may change without notice and may differ or be contrary to opinions expressed by other business areas or groups of UBS. Any statements contained in this report attributed to a third party represent UBS's interpretation of the data, information and/or opinions provided by that third party either publicly or through a subscription service, and such use and interpretation have not been reviewed by the third party.

Nothing in this document constitutes a representation that any investment strategy or recommendation is suitable or appropriate to an investor's individual circumstances or otherwise constitutes a personal recommendation. Investments involve risks, and investors should exercise prudence and their own judgement in making their investment decisions. The financial instruments described in the document may not be eligible for sale in all jurisdictions or to certain categories of investors. Options, derivative products and futures are not suitable for all investors, and trading in these instruments is considered risky. Mortgage and asset-backed securities may involve a high degree of risk and may be highly volatile in response to fluctuations in interest rates or other market conditions. Foreign currency rates of exchange may adversely affect the value, price or income of any security or related instrument referred to in the document. For investment advice, trade execution or other enquiries, clients should contact their local sales representative.

The value of any investment or income may go down as well as up, and investors may not get back the full (or any) amount invested. Past performance is not necessarily a guide to future performance. Neither UBS nor any of its directors, employees or agents accepts any liability for any loss (including investment loss) or damage arising out of the use of all or any of the Information.

Any prices stated in this document are for information purposes only and do not represent valuations for individual securities or other financial instruments. There is no representation that any transaction can or could have been effected at those prices, and any prices do not necessarily reflect UBS's internal books and records or theoretical model-based valuations and may be based on certain assumptions. Different assumptions by UBS or any other source may yield substantially different results.

This document and the Information are produced by UBS as part of its research function and are provided to you solely for general background information. UBS has no regard to the specific investment objectives, financial situation or particular needs of any specific recipient. In no circumstances may this document or any of the Information be used for any of the following purposes:

- (i) valuation or accounting purposes;
- (ii) to determine the amounts due or payable, the price or the value of any financial instrument or financial contract; or
- (iii) to measure the performance of any financial instrument.

By receiving this document and the Information you will be deemed to represent and warrant to UBS that you will not use this document or any of the Information for any of the above purposes or otherwise rely upon this document or any of the Information.

Research will initiate, update and cease coverage solely at the discretion of UBS Investment Bank Research Management. The analysis contained in this document is based on numerous assumptions. Different assumptions could result in materially different results. The analyst(s) responsible for the preparation of this document may interact with trading desk personnel, sales personnel and other parties for the purpose of gathering, applying and interpreting market information. UBS relies on information barriers to control the flow of information contained in one or more areas within UBS into other areas, units, groups or affiliates of UBS. The compensation of the analyst who prepared this document is determined exclusively by research management and senior management (not including investment banking). Analyst compensation is not based on investment banking revenues; however, compensation may relate to the revenues of UBS Investment Bank as a whole, of which investment banking, sales and trading are a part.

For financial instruments admitted to trading on an EU regulated market: UBS AG, its affiliates or subsidiaries (excluding UBS Securities LLC) acts as a market maker or liquidity provider (in accordance with the interpretation of these terms in the UK) in the financial instruments of the issuer save that where the activity of liquidity provider is carried out in accordance with the definition given to it by the laws and regulations of any other EU jurisdictions, such information is separately disclosed in this document. For financial instruments admitted to trading on a non-EU regulated market: UBS may act as a market maker save that where this activity is carried out in the US in accordance with the definition given to it by the relevant laws and regulations, such activity will be specifically disclosed in this document. UBS may have issued a warrant the value of which is based on one or more of the financial instruments referred to in the document. UBS and its affiliates and employees may have long or short positions, trade as principal and buy and sell in instruments or derivatives identified herein; such transactions or positions may be inconsistent with the opinions expressed in this document.

United Kingdom and the rest of Europe: Except as otherwise specified herein, this material is distributed by UBS Limited to persons who are eligible counterparties or professional clients. UBS Limited is authorised by the Prudential Regulation Authority and regulated by the Financial Conduct Authority and the Prudential Regulation Authority. **France:** Prepared by UBS Limited and distributed by UBS Limited and UBS Securities France S.A. UBS Securities France S.A. is regulated by the ACP (Autorité de Contrôle Prudentiel) and the Autorité des Marchés Financiers (AMF). Where an analyst of UBS Securities France S.A. has contributed to this document, the document is also deemed to have been prepared by UBS Securities France S.A. **Germany:** Prepared by UBS Limited and distributed by UBS Limited and UBS Deutschland AG. UBS Deutschland AG is regulated by the Bundesanstalt für Finanzdienstleistungsaufsicht (BaFin). **Spain:** Prepared by UBS Limited and distributed by UBS Limited and UBS Securities España SV, SA. UBS Securities España SV, SA is regulated by the Comisión Nacional del Mercado de Valores (CNMV). **Turkey:** Distributed by UBS Limited. No information in this document is provided for the purpose of offering, marketing and sale by any means of any capital market instruments and services in the Republic of Turkey. Therefore, this document may not be considered as an offer made or to be made to residents of the Republic of Turkey. UBS AG is not licensed by the Turkish Capital Market Board under the provisions of the Capital Market Law (Law No. 6362). Accordingly, neither this document nor any other offering material related to the instruments/services may be utilized in connection with providing any capital market services to persons within the Republic of Turkey without the prior approval of the Capital Market Board. However, according to article 15 (d) (ii) of the Decree No. 32, there is no restriction on the purchase or sale of the securities abroad by residents of the Republic of Turkey. **Poland:** Distributed by UBS Limited (spółka z ograniczoną odpowiedzialnością) Oddział w Polsce. **Russia:** Prepared and distributed by UBS Securities CJSC. **Switzerland:** Distributed by UBS AG to persons who are institutional investors only. UBS AG is regulated by the Swiss Financial Market Supervisory Authority (FINMA). **Italy:** Prepared by UBS Limited and distributed by UBS Limited and UBS Italia Sim S.p.A. UBS Italia Sim S.p.A. is regulated by the Bank of Italy and by the Commissione Nazionale per le Società e la Borsa (CONSOB). Where an analyst of UBS Italia Sim S.p.A. has contributed to this document, the document is also deemed to have been prepared by UBS Italia Sim S.p.A. **South Africa:** Distributed by UBS South Africa (Pty) Limited, an authorised user of the JSE and an authorised Financial Services Provider. **Israel:** This material is distributed by UBS Limited. UBS Limited is authorised by the Prudential Regulation Authority and regulated by the Financial Conduct Authority and the Prudential Regulation Authority. UBS Securities Israel Ltd is a licensed Investment Marketer that is supervised by the Israel Securities Authority (ISA). UBS Limited and its affiliates incorporated outside Israel are not licensed under the Israeli Advisory Law. UBS Limited is not covered by insurance as required from a licensee under the Israeli Advisory Law. UBS may engage among others in issuance of Financial Assets or in distribution of Financial Assets of other issuers for fees or other benefits. UBS Limited and its affiliates may prefer various Financial Assets to which they have or may have Affiliation (as such term is defined under the Israeli Advisory Law). Nothing in this Material should be considered as investment advice under the Israeli Advisory Law. This Material is being issued only to and/or is directed only at persons who are Eligible Clients within the meaning of the Israeli Advisory Law, and this material must not be relied on or acted upon by any other persons. **Saudi Arabia:** This document has been issued by UBS AG (and/or any of its subsidiaries, branches or affiliates), a public company limited by shares, incorporated in Switzerland with its registered offices at Aeschenvorstadt 1, CH-4051 Basel and Bahnhofstrasse 45, CH-8001 Zurich. This publication has been approved by UBS Saudi Arabia (a subsidiary of UBS AG), a Saudi closed joint stock company incorporated in the Kingdom of Saudi Arabia under commercial register number 1010257812 having its registered office at Tatweer Towers, P.O. Box 75724, Riyadh 11588, Kingdom of Saudi Arabia. UBS Saudi Arabia is authorized and regulated by the Capital Market Authority to conduct securities business under license number 08113-37. **United States:** Distributed to US persons by either UBS Securities LLC or by UBS Financial Services Inc., subsidiaries of UBS AG; or by a group, subsidiary or affiliate of UBS AG that is not registered as a US broker-dealer (a 'non-US affiliate') to major US institutional investors only. UBS Securities LLC or UBS Financial Services Inc. accepts responsibility for the content of a document prepared by another non-US affiliate when distributed to US persons by UBS Securities LLC or UBS Financial Services Inc. All transactions by a US person in the securities mentioned in this document must be effected through UBS Securities LLC or UBS Financial Services Inc., and not through a non-US affiliate. **Canada:** Distributed by UBS Securities Canada Inc., a registered investment dealer in Canada and a Member-Canadian Investor Protection Fund, or by another affiliate of UBS AG that is registered to conduct business in Canada or is otherwise exempt from registration. **Brazil:** Except as otherwise specified herein, this material is prepared by UBS Brasil CCTVM S.A. to persons who are eligible investors residing in Brazil, which are considered to be: (i) financial institutions, (ii) insurance firms and investment capital companies, (iii) supplementary pension entities, (iv) entities that hold financial investments higher than R\$300,000.00 and that confirm the status of qualified investors in written, (v) investment funds, (vi) securities portfolio managers and securities consultants duly authorized by Comissão de Valores Mobiliários (CVM), regarding their own investments, and (vii) social security systems created by the Federal Government, States, and Municipalities. **Hong Kong:** Distributed by UBS Securities Asia Limited and/or UBS AG, Hong Kong Branch. **Singapore:** Distributed by UBS Securities Pte. Ltd. [mica (p) 107/09/2013 and Co. Reg. No.: 198500648C] or UBS AG, Singapore Branch. Please contact UBS Securities Pte. Ltd., an exempt financial adviser under the Singapore Financial Advisers Act (Cap. 110); or UBS AG, Singapore Branch, an exempt financial adviser under the Singapore Financial Advisers Act (Cap. 110) and a wholesale bank licensed under the Singapore Banking Act (Cap. 19) regulated by the Monetary Authority of Singapore, in respect of any matters arising from, or in connection with, the analysis or document. The recipients of this document represent and warrant that they are accredited and institutional investors as defined in the Securities and Futures Act (Cap. 289). **Japan:** Distributed by UBS Securities Japan Co., Ltd. to professional investors (except as otherwise permitted). Where this document has been prepared by UBS Securities Japan Co., Ltd., UBS Securities Japan Co., Ltd. is the author, publisher and distributor of the document. Distributed by UBS AG, Tokyo Branch to Professional Investors (except as otherwise permitted) in relation to foreign exchange and other banking businesses when relevant. **Australia:** Clients of UBS AG: Distributed by UBS AG (Holder of Australian Financial Services License No. 231087). Clients of UBS Securities Australia Ltd: Distributed by UBS Securities Australia Ltd (Holder of Australian Financial Services License No. 231098). Clients of UBS Wealth Management Australia Ltd: Distributed by UBS Wealth Management Australia Ltd (Holder of Australian Financial Services Licence No. 231127). This Document contains general information and/or general advice only and does not constitute personal financial product advice. As such, the Information in this document has been prepared without taking into account any investor's objectives, financial situation or needs, and investors should, before acting on the Information, consider the appropriateness of the Information, having regard to their objectives, financial situation and needs. If the Information contained in this document relates to the acquisition, or potential acquisition of a particular financial product by a 'Retail' client as defined by section 761G of the Corporations Act 2001 where a Product Disclosure Statement would be required, the retail client should obtain and consider the Product Disclosure Statement relating to the product before making any decision about whether to acquire the product. The UBS Securities Australia Limited Financial Services Guide is available at: www.ubs.com/ecs-research-fsg. **New Zealand:** Distributed by UBS New Zealand Ltd. The information and recommendations in this publication are provided for general information purposes only. To the extent that any such information or recommendations constitute financial advice, they do not take into account any person's particular financial situation or goals. We recommend that recipients seek advice specific to their circumstances from their financial advisor. **Dubai:** The research distributed by UBS AG Dubai Branch is intended for Professional Clients only and is not for further distribution within the United Arab Emirates. **Korea:** Distributed in Korea by UBS Securities Pte. Ltd., Seoul Branch. This document may have been edited or contributed to from time to time by affiliates of UBS Securities Pte. Ltd., Seoul Branch. **Malaysia:** This material is authorized to be distributed in Malaysia by UBS Securities Malaysia Sdn. Bhd (253825-x). **India:** Prepared by UBS Securities India Private Ltd. (Corporate Identity Number U67120MH1996PTC097299) 2/F, 2 North Avenue, Maker Maxity, Bandra Kurla Complex, Bandra (East), Mumbai (India) 400051. Phone: +912261556000 SEBI Registration Numbers: NSE (Capital Market Segment): INB230951431, NSE (F&O Segment) INF230951431, BSE (Capital Market Segment) INB010951437.

The disclosures contained in research documents produced by UBS Limited shall be governed by and construed in accordance with English law.

UBS specifically prohibits the redistribution of this document in whole or in part without the written permission of UBS and UBS accepts no liability whatsoever for the actions of third parties in this respect. Images may depict objects or elements that are protected by third party copyright, trademarks and other intellectual property rights. © UBS 2015. The key symbol and UBS are among the registered and unregistered trademarks of UBS. All rights reserved.

